

## SUMMARY STATISTICS OF COURSE EVALUATIONS

ANDREW JONELIS

<u>Course Name</u>	<u>Term</u>	<u>Students</u>	<u>Course Rating</u> (out of 5)	<u>Instructor Rating</u> (out of 5)
Introductory Macroeconomics	Fall 2015	38	3.8	3.9
Business and Economic Statistics	Spring 2016	41	4.3	4.5
Introductory Macroeconomics (Online)	Summer 2017	14	4.6	4.4
Intermediate Macroeconomic Theory	Fall 2017	46	3.9	3.7
Business and Economic Statistics	Spring 2018	37, 34	4.4, 4.5	4.5, 4.7

### Selected Comments

#### Introductory Macroeconomics

“Mr. Jonelis is a strong teacher. His background in professional work is evident in his teaching style; he is to the point and does a good job of filling in holes in his students’ knowledge when they ask questions. He seems to be able to read his classroom well and prods his students to make sure that they are making sense of the material.”

#### Business and Economic Statistics

“[Mr.] Jonelis did a great job of slowing down the material for my class. When the material became confusing, he would slow it down and give plenty of examples to help our class better understand the material.”

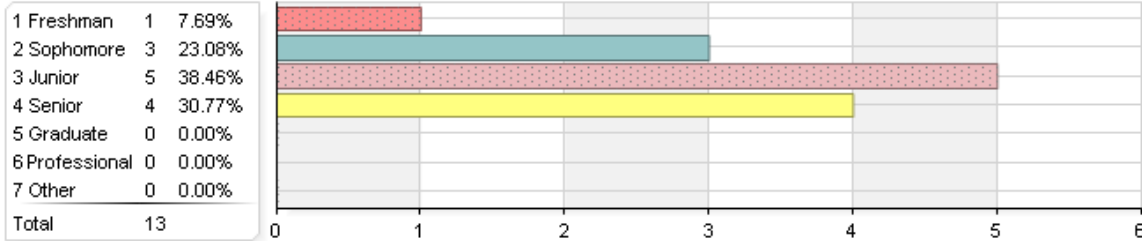
#### Intermediate Macroeconomic Theory

“This class by no means was easy but all of the information was extremely applicable for future career opportunities and in fact a presentation I did in this class helped me gain certain internship positions because it helped me display strong analytical skills”

“He really cares about the material we are learning and wants us to cultivate deeper critical thinking skills in regards to economic topics, which I really appreciate.”

2015 Fall Teacher Course Evaluation	
Raters	Students
Responded	13
Invited	38
Response Ratio	34.21%

### Classification




Question	Course			Department (B&E Economics)			College (Business & Economics)			University		
	Mean	Response Count	Standard Deviation	Mean	Response Count	Standard Deviation	Mean	Response Count	Standard Deviation	Mean	Response Count	Standard Deviation
Classification	2.92	13	0.95	3.02	1426	1.15	3.38	5511	1.08	2.81	62663	1.41

### Main reason for taking this course



Question	Course			Department (B&E Economics)			College (Business & Economics)			University		
	Mean	Response Count	Standard Deviation	Mean	Response Count	Standard Deviation	Mean	Response Count	Standard Deviation	Mean	Response Count	Standard Deviation
Main reason for taking this course	2.00	13	0.41	2.05	1422	0.42	2.07	5499	0.38	1.94	62603	0.60

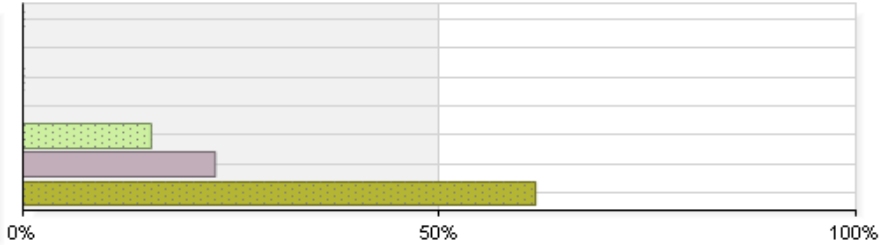
### Hours per week spent on the course (excluding class time)



Question	Course			Department (B&E Economics)			College (Business & Economics)			University		
	Mean	Response Count	Standard Deviation	Mean	Response Count	Standard Deviation	Mean	Response Count	Standard Deviation	Mean	Response Count	Standard Deviation
Hours per week spent on the course (excluding class time)	2.31	13	1.18	2.77	1427	1.21	2.73	5510	1.30	2.77	62636	1.35

### Expected grade in this course

1 Pass or audit	0	0.00%
2 I	0	0.00%
3 E/Fail	0	0.00%
4 D	0	0.00%
5 C	2	15.38%
6 B	3	23.08%
7 A	8	61.54%
Total	13	

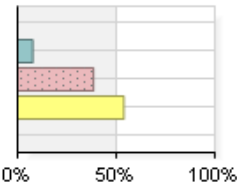


Question	Course			Department (B&E Economics)			College (Business & Economics)			University		
	Mean	Response Count	Standard Deviation	Mean	Response Count	Standard Deviation	Mean	Response Count	Standard Deviation	Mean	Response Count	Standard Deviation
Expected grade in this course	6.46	13	0.78	6.29	1427	0.86	6.34	5512	0.84	6.37	62624	1.05

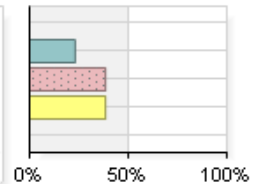
### Course Items in chart form

1. At the beginning of the course, the instructor outlined in reasonable detail course material and grading procedures. 2. The textbook(s) contributed to my understanding of the subject.

1 Strongly Disagree	0	0.00%
2 Disagree	1	7.69%
3 Agree	5	38.46%
4 Strongly Agree	7	53.85%
N/A Not Applicable	0	0.00%
Total	13	

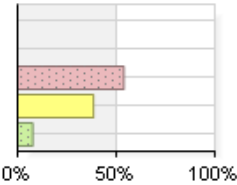


1 Strongly Disagree	0	0.00%
2 Disagree	3	23.08%
3 Agree	5	38.46%
4 Strongly Agree	5	38.46%
N/A Not Applicable	0	0.00%
Total	13	

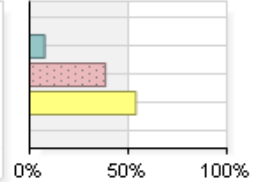


3. The assignments (supplemental reading, homework, reports, etc.) helped me to understand the subject. 4. Examinations reflected what was taught in the course.

1 Strongly Disagree	0	0.00%
2 Disagree	0	0.00%
3 Agree	7	53.85%
4 Strongly Agree	5	38.46%
N/A Not Applicable	1	7.69%
Total	13	

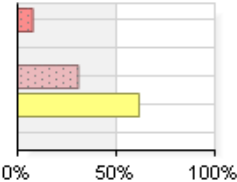


1 Strongly Disagree	0	0.00%
2 Disagree	1	7.69%
3 Agree	5	38.46%
4 Strongly Agree	7	53.85%
N/A Not Applicable	0	0.00%
Total	13	

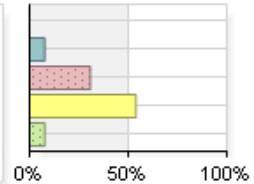


5. Grading in the course was fair and consistent. 6. Assignments were distributed fairly throughout the semester.

1 Strongly Disagree	1	7.69%
2 Disagree	0	0.00%
3 Agree	4	30.77%
4 Strongly Agree	8	61.54%
N/A Not Applicable	0	0.00%
Total	13	

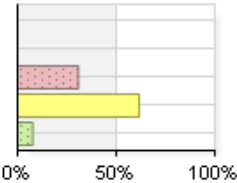


1 Strongly Disagree	0	0.00%
2 Disagree	1	7.69%
3 Agree	4	30.77%
4 Strongly Agree	7	53.85%
N/A Not Applicable	1	7.69%
Total	13	

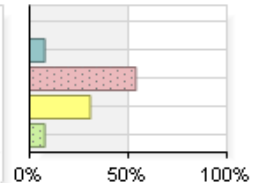


7. Graded assignments, tests, etc., were returned promptly. 8. Graded assignments included helpful comments from the instructor.

1 Strongly Disagree	0	0.00%
2 Disagree	0	0.00%
3 Agree	4	30.77%
4 Strongly Agree	8	61.54%
N/A Not Applicable	1	7.69%
Total	13	



1 Strongly Disagree	0	0.00%
2 Disagree	1	7.69%
3 Agree	7	53.85%
4 Strongly Agree	4	30.77%
N/A Not Applicable	1	7.69%
Total	13	

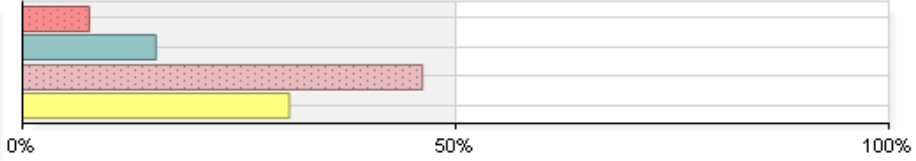


**Course Items**

Question	Course			Department (B&E Economics)			College (Business & Economics)			University		
	Mean	Response Count	Standard Deviation	Mean	Response Count	Standard Deviation	Mean	Response Count	Standard Deviation	Mean	Response Count	Standard Deviation
At the beginning of the course, the instructor outlined in reasonable detail course material and grading procedures.	3.46	13	0.66	3.51	1415	0.65	3.53	5461	0.62	3.50	62023	0.66
The textbook(s) contributed to my understanding of the subject.	3.15	13	0.80	3.20	1326	0.83	3.13	5022	0.86	3.14	51742	0.89
The assignments (supplemental reading, homework, reports, etc.) helped me to understand the subject.	3.42	12	0.51	3.45	1390	0.70	3.40	5306	0.72	3.35	60225	0.74
Examinations reflected what was taught in the course.	3.46	13	0.66	3.50	1378	0.68	3.42	5345	0.71	3.39	54207	0.73
Grading in the course was fair and consistent.	3.46	13	0.88	3.49	1401	0.70	3.48	5426	0.67	3.41	61554	0.74
Assignments were distributed fairly throughout the semester.	3.50	12	0.67	3.53	1400	0.64	3.50	5365	0.63	3.46	61041	0.67
Graded assignments, tests, etc., were returned promptly.	3.67	12	0.49	3.47	1395	0.69	3.48	5363	0.67	3.37	60425	0.76
Graded assignments included helpful comments from the instructor.	3.25	12	0.62	3.24	1322	0.83	3.14	4918	0.88	3.21	58078	0.86
<b>Overall</b>	3.42	-	0.67	3.42	-	-	3.39	-	-	3.35	-	-

**Rate the overall value of this course.**

1 Poor	1	7.69%
2 Fair	2	15.38%
3 Good	6	46.15%
4 Excellent	4	30.77%
<b>Total</b>	<b>13</b>	



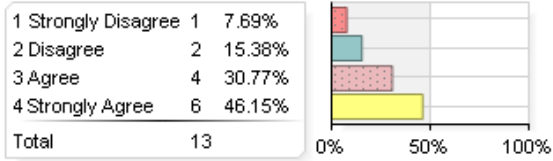
Question	Course			Department (B&E Economics)			College (Business & Economics)			University		
	Mean	Response Count	Standard Deviation	Mean	Response Count	Standard Deviation	Mean	Response Count	Standard Deviation	Mean	Response Count	Standard Deviation
Rate the overall value of this course.	3.00	13	0.91	3.30	1413	0.80	3.21	5474	0.83	3.20	62284	0.85

**Please comment on the strengths and/or weaknesses of this course and suggest ways to improve it.**

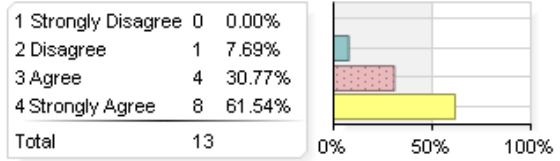
Comment
It was a well design and planned course
good
Present the material in a more interesting manner. For example, give more real world illustrations during the lecture.
Put answers to questions that are asked on the powerpoint presentations on the powerpoints before they uploaded to blackboard.
Email more, keeps in the loop more, as in email the articles and whatnot
great!

**Instructor Items (Instructor Andrew Jonelis)**

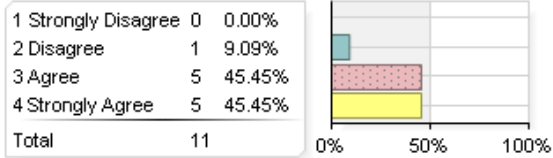
1. The instructor presented course material in an effective manner.



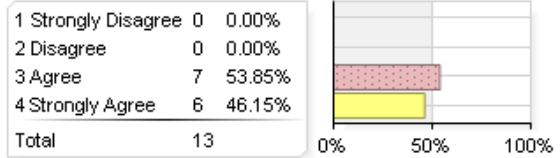
2. The instructor had a good knowledge of the subject matter.



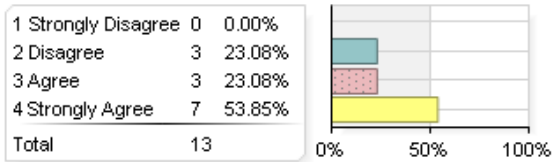
3. The instructor was available for consultation outside of class during office hours.



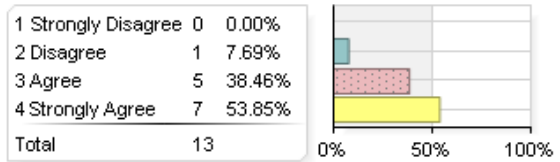
4. The instructor satisfactorily answered questions raised in class.



5. The instructor stimulated my interest in the subject.



6. The instructor encouraged student participation in class.

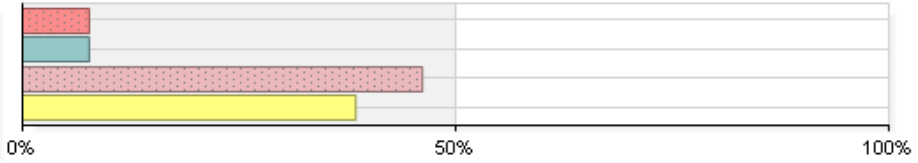


**Instructor Items (Instructor Andrew Jonelis)**

Question	Course			Department (B&E Economics)			College (Business & Economics)			University		
	Mean	Response Count	Standard Deviation	Mean	Response Count	Standard Deviation	Mean	Response Count	Standard Deviation	Mean	Response Count	Standard Deviation
The instructor presented course material in an effective manner.	3.15	13	0.99	3.47	1414	0.74	3.37	5451	0.79	3.37	75495	0.78
The instructor had a good knowledge of the subject matter.	3.54	13	0.66	3.73	1417	0.53	3.66	5433	0.57	3.62	75504	0.60
The instructor was available for consultation outside of class during office hours.	3.36	11	0.67	3.58	1369	0.60	3.54	5173	0.61	3.51	71703	0.64
The instructor satisfactorily answered questions raised in class.	3.46	13	0.52	3.57	1390	0.64	3.50	5295	0.68	3.46	74486	0.72
The instructor stimulated my interest in the subject.	3.31	13	0.85	3.39	1403	0.82	3.25	5411	0.90	3.23	74774	0.90
The instructor encouraged student participation in class.	3.46	13	0.66	3.53	1370	0.70	3.43	5247	0.75	3.44	73806	0.73

**Rate the overall quality of teaching by Instructor Andrew Jonelis.**

1 Poor	1	7.69%
2 Fair	1	7.69%
3 Good	6	46.15%
4 Excellent	5	38.46%
<b>Total</b>	<b>13</b>	



Question	Course			Department (B&E Economics)			College (Business & Economics)			University		
	Mean	Response Count	Standard Deviation	Mean	Response Count	Standard Deviation	Mean	Response Count	Standard Deviation	Mean	Response Count	Standard Deviation
Rate the overall quality of teaching by the instructor in this course (Instructor Andrew Jonelis).	3.15	13	0.90	3.45	1416	0.80	3.31	5479	0.86	3.31	77100	0.86



**Please comment on the strengths and/or weaknesses of Andrew Jonelis and suggest ways to improve.**

**Comment**

He knew the material well and seemed to enjoy teaching it

good

Be more creative with your instruction. Not to suggest that the point of the lectures should be to entertain, but they should hold your interest.

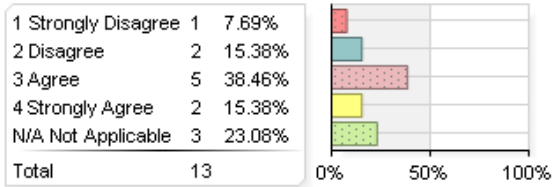
It has been a pleasure having you as a professor this semester. :) The only thing I can suggest is placing the answers to the powerpoint presentations on the presentations before uploading them to blackboard. I really enjoyed the class and learned a lot this semester. Have a merry Christmas and keep up the good work!

Mr. Jonelis is a strong teacher. His background in professional work is evident in his teaching style; he is to the point and does a good job of filling in holes in his students' knowledge when they ask questions. He seems to be able to read his classroom well and prods his students to make sure that they are making sense of the material.

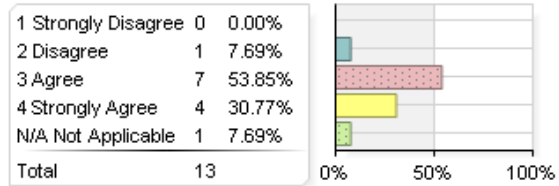
Well done.

## Learning Outcomes

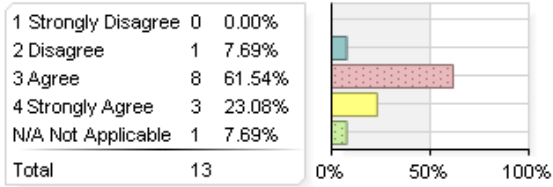
1. I learned to respect viewpoints different from my own.



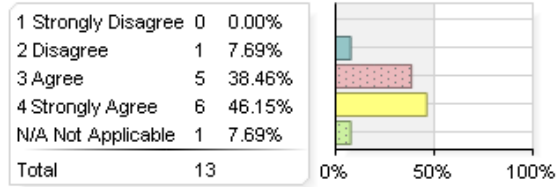
2. The course strengthened my ability to analyze and evaluate information.



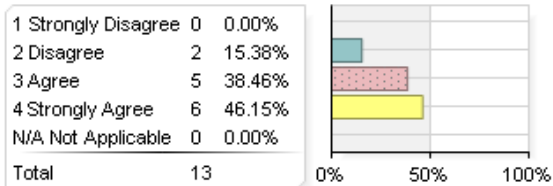
3. The course helped me to develop the ability to solve problems.



4. I gained an understanding of concepts and principles in this field.



5. The course stimulated me to read further in the area.



Question	Course			Department (B&E Economics)			College (Business & Economics)			University		
	Mean	Response Count	Standard Deviation	Mean	Response Count	Standard Deviation	Mean	Response Count	Standard Deviation	Mean	Response Count	Standard Deviation
I learned to respect viewpoints different from my own.	2.80	10	0.92	3.35	1217	0.65	3.27	4697	0.70	3.34	54635	0.69
The course strengthened my ability to analyze and evaluate information.	3.25	12	0.62	3.42	1391	0.65	3.36	5334	0.69	3.37	60061	0.70
The course helped me to develop the ability to solve problems.	3.17	12	0.58	3.41	1378	0.66	3.34	5287	0.70	3.32	58711	0.73
I gained an understanding of concepts and principles in this field.	3.42	12	0.67	3.47	1402	0.64	3.40	5403	0.69	3.41	61135	0.69
The course stimulated me to read further in the area.	3.31	13	0.75	3.22	1381	0.82	3.14	5338	0.88	3.15	60445	0.88



Spring 2016 UK TCE		Students
<b>Raters</b>		
Responded		17
Invited		41
Response Ratio		41.46%

### Classification

Options	Score	Count	Percentage
Freshman	1	0	0.00%
Sophomore	2	3	17.65%
Junior	3	13	76.47%
Senior	4	1	5.88%
Graduate	5	0	0.00%
Professional	6	0	0.00%
Other	7	0	0.00%

Question	Course			Department (B&E Economics)			College (Business & Economics)			University		
	Mean	Response Count	Standard Deviation	Mean	Response Count	Standard Deviation	Mean	Response Count	Standard Deviation	Mean	Response Count	Standard Deviation
Classification	2.88	17	0.49	2.55	1390	1.19	3.05	5537	1.18	2.76	53334	1.39

### Main reason for taking this course

Options	Score	Count	Percentage
Required by UK Core	1	1	5.88%
Required by my major	2	16	94.12%
Other (e.g., elective)	3	0	0.00%

Question	Course			Department (B&E Economics)			College (Business & Economics)			University		
	Mean	Response Count	Standard Deviation	Mean	Response Count	Standard Deviation	Mean	Response Count	Standard Deviation	Mean	Response Count	Standard Deviation
Main reason for taking this course	1.94	17	0.24	2.05	1389	0.42	2.08	5535	0.37	1.99	53256	0.60

### Hours per week spent on the course (excluding class time)

Options	Score	Count	Percentage
1 hour or less	1	4	23.53%
2 hours	2	4	23.53%
3 hours	3	5	29.41%
4 - 5 hours	4	2	11.76%
6 - 7 hours	5	2	11.76%
8 hours or more	6	0	0.00%

Question	Course			Department (B&E Economics)			College (Business & Economics)			University		
	Mean	Response Count	Standard Deviation	Mean	Response Count	Standard Deviation	Mean	Response Count	Standard Deviation	Mean	Response Count	Standard Deviation
Hours per week spent on the course	2.65	17	1.32	2.63	1392	1.15	2.63	5539	1.24	2.71	53305	1.34



### Expected grade in this course

Options	Score	Count	Percentage
Pass or audit	1	0	0.00%
I	2	0	0.00%
E/Fail	3	0	0.00%
D	4	0	0.00%
C	5	1	5.88%
B	6	7	41.18%
A	7	9	52.94%

Question	Course			Department (B&E Economics)			College (Business & Economics)			University		
	Mean	Response Count	Standard Deviation	Mean	Response Count	Standard Deviation	Mean	Response Count	Standard Deviation	Mean	Response Count	Standard Deviation
Expected grade in this course	6.47	17	0.62	6.26	1389	0.88	6.33	5538	0.87	6.41	53321	0.99

### Course Items Frequency

1. At the beginning of the course, the instructor outlined in reasonable detail course material and grading procedures.

Options	Score	Count	Percentage
Strongly Disagree	1	0	0.00%
Disagree	2	0	0.00%
Agree	3	9	52.94%
Strongly Agree	4	8	47.06%

2. The textbook(s) contributed to my understanding of the subject.

Options	Score	Count	Percentage
Strongly Disagree	1	1	5.88%
Disagree	2	2	11.76%
Agree	3	6	35.29%
Strongly Agree	4	8	47.06%

3. The assignments (supplemental reading, homework, reports, etc.) helped me to understand the subject.

Options	Score	Count	Percentage
Strongly Disagree	1	1	5.88%
Disagree	2	1	5.88%
Agree	3	4	23.53%
Strongly Agree	4	11	64.71%

4. Examinations reflected what was taught in the course.

Options	Score	Count	Percentage
Strongly Disagree	1	0	0.00%
Disagree	2	0	0.00%
Agree	3	5	29.41%
Strongly Agree	4	12	70.59%

5. Grading in the course was fair and consistent.

Options	Score	Count	Percentage
Strongly Disagree	1	0	0.00%
Disagree	2	2	11.76%
Agree	3	4	23.53%
Strongly Agree	4	11	64.71%

6. Assignments were distributed fairly throughout the semester.

Options	Score	Count	Percentage
Strongly Disagree	1	0	0.00%
Disagree	2	2	11.76%
Agree	3	4	23.53%
Strongly Agree	4	11	64.71%

7. Graded assignments, tests, etc., were returned promptly.

Options	Score	Count	Percentage
Strongly Disagree	1	0	0.00%
Disagree	2	0	0.00%
Agree	3	6	35.29%
Strongly Agree	4	11	64.71%

8. Graded assignments included helpful comments from the instructor.

Options	Score	Count	Percentage
Strongly Disagree	1	0	0.00%
Disagree	2	2	11.76%
Agree	3	7	41.18%
Strongly Agree	4	8	47.06%

**Course Items**

Question	Course			Department (B&E Economics)			College (Business & Economics)			University		
	Mean	Response Count	Standard Deviation	Mean	Response Count	Standard Deviation	Mean	Response Count	Standard Deviation	Mean	Response Count	Standard Deviation
At the beginning of the course, the instructor outlined in reasonable detail course material and grading procedures.	3.47	17	0.51	3.40	1383	0.69	3.51	5487	0.63	3.50	52766	0.64
The textbook(s) contributed to my understanding of the subject.	3.24	17	0.90	3.06	1300	0.92	3.13	4778	0.89	3.16	43331	0.88
The assignments (supplemental reading, homework, reports, etc.) helped me to understand the subject.	3.47	17	0.87	3.34	1355	0.75	3.38	5267	0.73	3.36	51368	0.73
Examinations reflected what was taught in the course.	3.71	17	0.47	3.40	1367	0.72	3.41	5350	0.71	3.41	46231	0.71
Grading in the course was fair and consistent.	3.53	17	0.72	3.42	1382	0.72	3.45	5471	0.70	3.41	52293	0.72
Assignments were distributed fairly throughout the semester.	3.53	17	0.72	3.41	1377	0.72	3.48	5387	0.66	3.46	51925	0.67
Graded assignments, tests, etc., were returned promptly.	3.65	17	0.49	3.42	1373	0.70	3.46	5408	0.68	3.37	51409	0.75
Graded assignments included helpful comments from the instructor.	3.35	17	0.70	3.09	1306	0.87	3.14	5001	0.88	3.23	49443	0.84

**Rate the overall value of this course.**

Options	Score	Count	Percentage
Poor	1	1	5.88%
Fair	2	1	5.88%

Spring 2016 Indiv TCE Report for ECO391-010 (Andrew Jonelis)

Good										3	5	29.41%
Excellent										4	10	58.82%
Question	Course			Department (B&E Economics)			College (Business & Economics)			University		
	Mean	Response Count	Standard Deviation	Mean	Response Count	Standard Deviation	Mean	Response Count	Standard Deviation	Mean	Response Count	Standard Deviation
Rate the overall value of this course.	3.41	17	0.87	3.21	1389	0.84	3.21	5531	0.84	3.23	53252	0.84



**Please comment on the strengths and/or weaknesses of this course and suggest ways to improve it.**

Comment
A better textbook could maybe improve the course.
The same thing as STA 296 for the most part. Don't see a reason why I need to take this class. Had very little benefit.
It's a great way to better understand and interpret statistics
I enjoyed this course a lot and would not suggest anything to improve it
This class is called "Business Statistics." I have not learned anything about business statistics or how to apply statistics to business in this class. The class is just another statistics class like 210 or 296.
I liked the opportunity of working problems out in class and having a chance to talk over those problems with the professor.
Professor Jonelis did a great job of slowing down the material for my class. When the material became confusing, he would slow it down and give plenty of examples to help our class better understand the material.
I think that it would be a good idea if whichever professor taught the course spent more time reviewing the concepts that were taught in STA 296 (291).
This course honestly seemed so unnecessary to the average business major and I don't think it is applicable to most of the students required to take it.

### Instructor Items (Instructor Andrew Jonelis)

1. The instructor presented course material in an effective manner.

Options	Score	Count	Percentage
Strongly Disagree	1	0	0.00%
Disagree	2	2	11.76%
Agree	3	7	41.18%
Strongly Agree	4	8	47.06%

2. The instructor had a good knowledge of the subject matter.

Options	Score	Count	Percentage
Strongly Disagree	1	0	0.00%
Disagree	2	0	0.00%
Agree	3	6	35.29%
Strongly Agree	4	11	64.71%

3. The instructor was available for consultation outside of class during office hours.

Options	Score	Count	Percentage
Strongly Disagree	1	0	0.00%
Disagree	2	0	0.00%
Agree	3	7	41.18%
Strongly Agree	4	10	58.82%

4. The instructor satisfactorily answered questions raised in class.

Options	Score	Count	Percentage
Strongly Disagree	1	0	0.00%
Disagree	2	0	0.00%
Agree	3	7	41.18%
Strongly Agree	4	10	58.82%

5. The instructor stimulated my interest in the subject.

Options	Score	Count	Percentage
Strongly Disagree	1	1	5.88%
Disagree	2	4	23.53%
Agree	3	5	29.41%
Strongly Agree	4	7	41.18%

6. The instructor encouraged student participation in class.

Options	Score	Count	Percentage
Strongly Disagree	1	0	0.00%
Disagree	2	0	0.00%
Agree	3	5	29.41%
Strongly Agree	4	12	70.59%

Question	Course			Department (B&E Economics)			College (Business & Economics)			University		
	Mean	Response Count	Standard Deviation	Mean	Response Count	Standard Deviation	Mean	Response Count	Standard Deviation	Mean	Response Count	Standard Deviation
The instructor presented course material in an effective manner.	3.35	17	0.70	3.31	1366	0.83	3.35	5438	0.79	3.38	63570	0.75
The instructor had a good knowledge of the subject matter.	3.65	17	0.49	3.57	1362	0.67	3.63	5416	0.59	3.62	63633	0.58
The instructor was available for consultation outside of class during office hours.	3.59	17	0.51	3.51	1340	0.65	3.51	5190	0.63	3.51	60369	0.63
The instructor satisfactorily answered questions raised in class.	3.59	17	0.51	3.42	1337	0.78	3.48	5230	0.70	3.48	62645	0.69
The instructor												

Spring 2016 Indiv TCE Report for ECO391-010 (Andrew Jonelis)

stimulated my interest in the subject.	3.06	17	0.97	3.20	1360	0.94	3.21	5393	0.91	3.25	62959	0.87
The instructor encouraged student participation in class.	3.71	17	0.47	3.40	1321	0.79	3.42	5169	0.77	3.46	61976	0.71

**Rate the overall quality of teaching by Instructor Andrew Jonelis.**

Options	Score	Count	Percentage
Poor	1	0	0.00%
Fair	2	1	5.88%
Good	3	5	29.41%
Excellent	4	11	64.71%

Question	Course			Department (B&E Economics)			College (Business & Economics)			University		
	Mean	Response Count	Standard Deviation	Mean	Response Count	Standard Deviation	Mean	Response Count	Standard Deviation	Mean	Response Count	Standard Deviation
Rate the overall quality of teaching by the instructor in this course (Instructor Andrew Jonelis).	3.59	17	0.62	3.30	1385	0.91	3.31	5520	0.87	3.34	65135	0.84

**Please comment on the strengths and/or weaknesses of Andrew Jonelis and suggest ways to improve.**

Comment
Andrew was one of the best teachers i and my class mates have ever had. He gets us to interact during class and actually learn. One of the best teachers at UK.
Read off a powerpoint slideshow for every lesson. Used some examples, but they were not on the powerpoint so they were hard to follow. Needs more examples that I can follow along with. Participation grades were not fair. People got perfect scores for doing the same amount as I did, but I got a lower grade. This happened to multiple people.
He relates to the students and begs for questions. One of my better professors
I enjoyed this class and the way Andrew taught it. The tests were fair and consistent. The group project aligned with class goals and furthered my understanding of what we were learning. The only criticism I would offer would be that grades were posted to canvas more often. It was hard to tell where I stood before the final.
Andrew was not the best or the worse professor I have ever had. He told us he taught because "he had to."
He did a great job of making sure any questions were answered about everything we went over.
He was a professor that really wanted every student to understand. He never wanted to leave someone lost about the material. I would recommend him for everyone to take. Plus he's kind of good looking.
Professor Jonelis needs to keep doing what he's doing. I had a great semester in his class.
Professor Jonelis is a fantastic instructor!

## Learning Outcomes

1. I learned to respect viewpoints different from my own.

Options	Score	Count	Percentage
Strongly Disagree	1	1	6.67%
Disagree	2	1	6.67%
Agree	3	6	40.00%
Strongly Agree	4	7	46.67%

2. The course strengthened my ability to analyze and evaluate information.

Options	Score	Count	Percentage
Strongly Disagree	1	1	6.25%
Disagree	2	1	6.25%
Agree	3	6	37.50%
Strongly Agree	4	8	50.00%

3. The course helped me to develop the ability to solve problems.

Options	Score	Count	Percentage
Strongly Disagree	1	1	6.25%
Disagree	2	1	6.25%
Agree	3	6	37.50%
Strongly Agree	4	8	50.00%

4. I gained an understanding of concepts and principles in this field.

Options	Score	Count	Percentage
Strongly Disagree	1	1	5.88%
Disagree	2	1	5.88%
Agree	3	9	52.94%
Strongly Agree	4	6	35.29%

5. The course stimulated me to read further in the area.

Options	Score	Count	Percentage
Strongly Disagree	1	2	11.76%
Disagree	2	5	29.41%
Agree	3	4	23.53%
Strongly Agree	4	6	35.29%

Question	Course			Department (B&E Economics)			College (Business & Economics)			University		
	Mean	Response Count	Standard Deviation	Mean	Response Count	Standard Deviation	Mean	Response Count	Standard Deviation	Mean	Response Count	Standard Deviation
I learned to respect viewpoints different from my own.	3.27	15	0.88	3.23	1165	0.72	3.26	4684	0.71	3.33	45917	0.68
The course strengthened my ability to analyze and evaluate information.	3.31	16	0.87	3.33	1357	0.70	3.36	5361	0.69	3.38	51212	0.68
The course helped me to develop the ability to solve problems.	3.31	16	0.87	3.30	1356	0.70	3.34	5335	0.70	3.33	50161	0.71
I gained an understanding of concepts and principles in this field.	3.18	17	0.81	3.34	1368	0.72	3.40	5425	0.69	3.42	52151	0.67
The course stimulated me to read further in the area.	2.82	17	1.07	3.08	1360	0.89	3.10	5370	0.88	3.14	51544	0.87



Raters	Students
Responded	7
Invited	14
Response Ratio	50.0%

Classification

Options	Score	Count	Percentage
Freshman	1	0	0.00%
Sophomore	2	3	42.86%
Junior	3	3	42.86%
Senior	4	0	0.00%
Graduate	5	0	0.00%
Professional	6	1	14.29%
Other	7	0	0.00%
Choose not to rate	NRP	0	0.00%

Question	Course			Department (B&E Economics)			College (Business & Economics)		
	Mean	Response Count	Standard Deviation	Mean	Response Count	Standard Deviation	Mean	Response Count	Standard Deviation
My classification is	3.00	7	1.41	3.41	49	1.06	3.66	188	1.02

Reason(s) for taking course

Options	Count	Percentage
is a required course	6	85.71%
is an elective	1	14.29%
covers a topic I am interested in	0	0.00%
Choose not to rate	0	0.00%
<b>Respondent(s)</b>	<b>7</b>	

Expected Grade in Course

Options	Score	Count	Percentage
Pass or audit	1	0	0.00%
I	2	0	0.00%
E/Fail	3	0	0.00%
D	4	0	0.00%
C	5	3	42.86%
B	6	2	28.57%
A	7	2	28.57%
Choose not to rate	NRP	0	0.00%

Summer I 2017 Indiv TCE Report for ECO202-210 (Andrew Jonelis)

Question	Course			Department (B&E Economics)			College (Business & Economics)		
	Mean	Response Count	Standard Deviation	Mean	Response Count	Standard Deviation	Mean	Response Count	Standard Deviation
My expected grade in this course	5.86	7	0.90	6.10	49	1.07	6.33	183	0.79



Hours per week spent on course outside of class time

Options	Score	Count	Percentage
1 hour or less	1	0	0.00%
2 hours	2	0	0.00%
3 hours	3	1	14.29%
4 - 5 hours	4	2	28.57%
6 - 7 hours	5	2	28.57%
8 hours or more	6	2	28.57%
Choose not to rate	NRP	0	0.00%

Question	Course			Department (B&E Economics)			College (Business & Economics)		
	Mean	Response Count	Standard Deviation	Mean	Response Count	Standard Deviation	Mean	Response Count	Standard Deviation
Hours per week spent on the course (excluding class time)	4.71	7	1.11	4.20	49	1.17	4.40	186	1.38

Course Specific Questions

1. The course was well organized

Options	Score	Count	Percentage
Agree	4	2	28.57%
Strongly Agree	5	5	71.43%

3. Grading in the course was fair.

Options	Score	Count	Percentage
Agree	4	4	57.14%
Strongly Agree	5	3	42.86%

5. I understand how the final grade will be calculated in the course.

Options	Score	Count	Percentage
Agree	4	3	42.86%
Strongly Agree	5	4	57.14%

2. Class meetings contributed to my learning of the course content.

Options	Score	Count	Percentage
Neither Disagree or Agree	3	1	14.29%
Strongly Agree	5	4	57.14%
Choose not to rate	NRP	2	28.57%

4. Assessments (e.g., tests, quizzes, papers, homework, projects) reflected course material.

Options	Score	Count	Percentage
Neither Disagree or Agree	3	3	42.86%
Agree	4	1	14.29%
Strongly Agree	5	3	42.86%

6. I consider ECO202-210 to be a quality course.

Options	Score	Count	Percentage
Agree	4	3	42.86%
Strongly Agree	5	4	57.14%

Course Specific Questions (continued)

Question	Course			Department (B&E Economics)			College (Business & Economics)		
	Mean	Response Count	Standard Deviation	Mean	Response Count	Standard Deviation	Mean	Response Count	Standard Deviation
The course was well organized	4.71	7	0.49	3.90	49	1.14	4.39	185	0.92
Class meetings contributed to my learning of the course content.	4.60	5	0.89	4.23	44	0.91	4.46	178	0.88
Grading in the course was fair.	4.43	7	0.53	4.33	49	0.77	4.45	185	0.78
Assessments (e.g., tests, quizzes, papers, homework, projects) reflected course material.	4.00	7	1.00	4.31	49	0.77	4.46	185	0.79
I understand how the final grade will be calculated in the course.	4.57	7	0.53	4.47	49	0.58	4.60	185	0.62
I consider ECO202-210 to be a quality course.	4.57	7	0.53	4.27	49	0.84	4.40	185	0.88

Which aspects of the course were most helpful? Why?

Comments
I found the online homework and quizzes helpful.
The online meetings.
The review sessions are very helpful before the test, because it helps me understand the material better

Which aspects of the course would you change? How and Why?

Comments
I would change the tests to online tests because this was an online course.
Maybe put notes online, he does a good job at making sure people understand what is going on.
The exams were difficult. The homeworks/quizzes were much simpler.
I wish that one of the homework assignments would be dropped at the end of the course because I think it gives the students a little leeway and would be a good grade booster

## Instructor Specific Questions

1. The instructor Andrew Jonelis was prepared for class.

Options	Score	Count	Percentage
Agree	4	3	42.86%
Strongly Agree	5	4	57.14%

2. The instructor Andrew Jonelis presented material clearly.

Options	Score	Count	Percentage
Neither Disagree or Agree	3	1	14.29%
Agree	4	2	28.57%
Strongly Agree	5	4	57.14%

3. The instructor Andrew Jonelis responded to questions in a manner that aided my understanding of the material.

Options	Score	Count	Percentage
Agree	4	3	42.86%
Strongly Agree	5	4	57.14%

4. The instructor Andrew Jonelis provided material at an appropriate pace.

Options	Score	Count	Percentage
Disagree	2	1	14.29%
Agree	4	3	42.86%
Strongly Agree	5	3	42.86%

5. The instructor Andrew Jonelis treated students with respect.

Options	Score	Count	Percentage
Neither Disagree or Agree	3	1	14.29%
Agree	4	1	14.29%
Strongly Agree	5	5	71.43%

6. The instructor Andrew Jonelis asked questions that stimulated deep consideration of the course content.

Options	Score	Count	Percentage
Agree	4	2	28.57%
Strongly Agree	5	5	71.43%

7. AndrewJonelis provided quality teaching.

Options	Score	Count	Percentage
Neither Disagree or Agree	3	1	14.29%
Agree	4	2	28.57%
Strongly Agree	5	4	57.14%

Instructor Specific Questions (continued)

Question	Course			Department (B&E Economics)			College (Business & Economics)		
	Mean	Response Count	Standard Deviation	Mean	Response Count	Standard Deviation	Mean	Response Count	Standard Deviation
The instructor Andrew Jonelis was prepared for class.	4.57	7	0.53	4.20	60	0.80	4.57	208	0.75
The instructor Andrew Jonelis presented material clearly.	4.43	7	0.79	4.15	59	0.87	4.44	204	0.88
The instructor Andrew Jonelis responded to questions in a manner that aided my understanding of the material.	4.57	7	0.53	4.05	59	1.01	4.39	205	0.94
The instructor Andrew Jonelis provided material at an appropriate pace.	4.14	7	1.07	4.05	59	0.86	4.36	205	0.90
The instructor Andrew Jonelis treated students with respect.	4.57	7	0.79	4.42	59	0.70	4.55	205	0.75
The instructor Andrew Jonelis asked questions that stimulated deep consideration of the course content.	4.71	7	0.49	4.17	59	0.85	4.41	204	0.87
AndrewJonelis provided quality teaching.	4.43	7	0.79	4.05	59	0.88	4.42	205	0.87

Which aspects of the instructor AndrewJonelis were most helpful? Why?

Comments
I found he was very accessible through email.
He would make sure that everyone understood the material and he was quick to respond if I ever emailed him with questions

Which aspects of the instructor AndrewJonelis would you change? How and Why?

Comments
None

## Distance Learning Questions

### 1. Interacting with the instructor

Options	Score	Count	Percentage
Easier than other courses I've taken	1	1	16.67%
About the same as other courses I've taken	2	4	66.67%
Harder than other courses I've taken	3	1	16.67%

### 2. Interacting with other students in the class

Options	Score	Count	Percentage
Easier than other courses I've taken	1	1	16.67%
About the same as other courses I've taken	2	2	33.33%
Harder than other courses I've taken	3	1	16.67%
Not Applicable	NRP	2	33.33%

### 3. Interacting with the course content

Options	Score	Count	Percentage
Easier than other courses I've taken	1	2	33.33%
About the same as other courses I've taken	2	3	50.00%
Not Applicable	NRP	1	16.67%

### 4. Using the library and library services

Options	Score	Count	Percentage
About the same as other courses I've taken	2	4	66.67%
Harder than other courses I've taken	3	1	16.67%
Not Applicable	NRP	1	16.67%

### 5. Arranging accommodations for a disability

Options	Score	Count	Percentage
About the same as other courses I've taken	2	1	16.67%
Not Applicable	NRP	5	83.33%

### 6. Getting help from the UKAT Service Desk

Options	Score	Count	Percentage
About the same as other courses I've taken	2	2	33.33%
Not Applicable	NRP	4	66.67%

### 7. Completing group projects

Options	Score	Count	Percentage
About the same as other courses I've taken	2	2	33.33%
Not Applicable	NRP	4	66.67%

### 8. Participating in web conferences

Options	Score	Count	Percentage
Easier than other courses I've taken	1	1	16.67%
About the same as other courses I've taken	2	5	83.33%

### 9. Taking exams and quizzes

Options	Score	Count	Percentage
About the same as other courses I've taken	2	4	66.67%
Harder than other courses I've taken	3	2	33.33%

Summer I 2017 Indiv TCE Report for ECO202-210 (Andrew Jonelis)

Question	Course			Department (B&E Economics)			College (Business & Economics)		
	Mean	Response Count	Standard Deviation	Mean	Response Count	Standard Deviation	Mean	Response Count	Standard Deviation
Interacting with the instructor	2.00	6	0.63	2.07	14	0.62	1.89	27	0.70
Interacting with other students in the class	2.00	4	0.82	2.00	9	0.50	2.05	19	0.71
Interacting with the course content	1.60	5	0.55	1.77	13	0.60	1.68	28	0.61
Using the library and library services	2.20	5	0.45	2.13	8	0.35	1.80	15	0.68
Arranging accommodations for a disability	2.00	1	0.00	2.00	4	0.00	1.86	7	0.38
Getting help from the UKAT Service Desk	2.00	2	0.00	2.00	4	0.00	1.56	9	0.53
Completing group projects	2.00	2	0.00	2.00	3	0.00	1.50	8	0.53
Participating in web conferences	1.83	6	0.41	1.88	8	0.35	1.64	14	0.50
Taking exams and quizzes	2.33	6	0.52	2.29	14	0.47	1.90	29	0.67

DL1C: What elements of the course (including technology) contributed to your learning?

Comments
I liked being able to complete the material at my pace and at my convenience.
Working at my own pace
I liked how he laid out the material. In other courses sometimes it's hard to sit and listen for an hour straight, but Mr. Jonelis gave us powerpoints that were helpful and easy to understand.

DL2C: What elements of the course (including technology) did not contribute to your learning, if any?

Comments
The material was very condensed which required extra attention to stay on track.
Even though the topics were the same, the 6th edition powerpoints were used for our 5th edition readings. The order of the slides and some of the details did not match.
It was a little difficult because I couldn't make it to some of the review options and there were limited options since the class is smaller.

Raters	Students
Responded	24
Invited	46
Response Ratio	52.2%

Classification

Options	Score	Count	Percentage
Freshman	1	0	0.0%
Sophomore	2	1	4.2%
Junior	3	3	12.5%
Senior	4	20	83.3%
Graduate	5	0	0.0%
Professional	6	0	0.0%
Other	7	0	0.0%
Choose not to rate	NRP	0	0.0%

Question	Course			Department (B&E Economics)			College (Business & Economics)		
	Mean	Response Count	Standard Deviation	Mean	Response Count	Standard Deviation	Mean	Response Count	Standard Deviation
My classification is	3.8	24	0.5	3.0	1323	1.1	3.4	5244	1.1

Reason(s) for taking course

Options	Count	Percentage
is a required course	22	88.0%
is an elective	2	8.0%
covers a topic I am interested in	1	4.0%
Choose not to rate	0	0.0%
<b>Respondent(s)</b>	<b>24</b>	

Expected Grade in Course

Options	Score	Count	Percentage
Pass or audit	1	0	0.0%
I	2	0	0.0%
E/Fail	3	0	0.0%
D	4	0	0.0%
C	5	3	12.5%
B	6	8	33.3%
A	7	12	50.0%
Choose not to rate	NRP	1	4.2%

Question	Course			Department (B&E Economics)			College (Business & Economics)		
	Mean	Response Count	Standard Deviation	Mean	Response Count	Standard Deviation	Mean	Response Count	Standard Deviation
My expected grade in this course	6.4	23	0.7	6.3	1297	0.8	6.3	5176	0.9

Hours per week spent on course outside of class time

Options	Score	Count	Percentage
1 hour or less	1	4	16.7%
2 hours	2	5	20.8%
3 hours	3	5	20.8%
4 - 5 hours	4	10	41.7%
6 - 7 hours	5	0	0.0%
8 hours or more	6	0	0.0%
Choose not to rate	NRP	0	0.0%

Question	Course			Department (B&E Economics)			College (Business & Economics)		
	Mean	Response Count	Standard Deviation	Mean	Response Count	Standard Deviation	Mean	Response Count	Standard Deviation
Hours per week spent on the course (excluding class time)	2.9	24	1.2	2.8	1319	1.2	2.8	5218	1.3



## Course Specific Questions

1. The course was well organized

Options	Score	Count	Percentage
Disagree	2	2	8.3%
Neither Disagree or Agree	3	4	16.7%
Agree	4	9	37.5%
Strongly Agree	5	9	37.5%

3. Grading in the course was fair.

Options	Score	Count	Percentage
Strongly Disagree	1	1	4.2%
Disagree	2	1	4.2%
Neither Disagree or Agree	3	1	4.2%
Agree	4	11	45.8%
Strongly Agree	5	10	41.7%

5. I understand how the final grade will be calculated in the course.

Options	Score	Count	Percentage
Disagree	2	1	4.2%
Neither Disagree or Agree	3	1	4.2%
Agree	4	8	33.3%
Strongly Agree	5	14	58.3%

2. Class meetings contributed to my learning of the course content.

Options	Score	Count	Percentage
Strongly Disagree	1	1	4.2%
Disagree	2	4	16.7%
Neither Disagree or Agree	3	2	8.3%
Agree	4	6	25.0%
Strongly Agree	5	11	45.8%

4. Assessments (e.g., tests, quizzes, papers, homework, projects) reflected course material.

Options	Score	Count	Percentage
Strongly Disagree	1	1	4.2%
Disagree	2	3	12.5%
Neither Disagree or Agree	3	2	8.3%
Agree	4	8	33.3%
Strongly Agree	5	10	41.7%

6. I consider ECO402-001 to be a quality course.

Options	Score	Count	Percentage
Strongly Disagree	1	2	8.3%
Disagree	2	3	12.5%
Neither Disagree or Agree	3	1	4.2%
Agree	4	8	33.3%
Strongly Agree	5	10	41.7%

Course Specific Questions (continued)

Question	Course			Department (B&E Economics)			College (Business & Economics)		
	Mean	Response Count	Standard Deviation	Mean	Response Count	Standard Deviation	Mean	Response Count	Standard Deviation
The course was well organized	4.0	24	1.0	4.1	1326	1.0	4.2	5246	1.0
Class meetings contributed to my learning of the course content.	3.9	24	1.3	4.2	1319	1.1	4.1	5189	1.1
Grading in the course was fair.	4.2	24	1.0	4.3	1324	0.9	4.3	5234	0.9
Assessments (e.g., tests, quizzes, papers, homework, projects) reflected course material.	4.0	24	1.2	4.2	1323	0.9	4.3	5230	0.9
I understand how the final grade will be calculated in the course.	4.5	24	0.8	4.3	1323	0.9	4.4	5234	0.8
I consider ECO402-001 to be a quality course.	3.9	24	1.3	4.1	1324	1.1	4.1	5235	1.1

Which aspects of the course were most helpful? Why?

Comments
This class by no means was easy but all of the information was extremely applicable for future career opportunities and in fact a presentation I did in this class helped me gain certain internship positions because it helped me display strong analytical skills.
The problem sets were the most helpful because we actually included numbers so I could see how all of the equations worked.
The book is a good tool for this course.
The group project was the most helpful part of the class because it allowed us to use some of the concepts in an empirical way.
The professor was very organized and straight forward.
professor explained concepts well
Lectures were informative.
the homework sets where the most helpful for me. They followed the text book very closely and the class lecture notes as well. They also were great study tools for the exams!
Problem sets were helpful in allowing me to practice the course content
The detailed monetary policy lectures played a big role in understanding the way the economy works, especially in the US.
It has good content but sometimes very hard to follow
homework
I enjoyed the content – it helped me to stay engaged.
Mr. Jonelis is very smart and insightful with what is going on in the world. he encourages people to answer questions and come to office ours
N/A the poor quality of our teachers communication and presentation of the material makes it impossible to determine if anything is helpful.
In class—lectures, problem sets.

Which aspects of the course would you change? How and Why?

Comments
I wish there were more grade opportunities. We didn't really have a lot of daily assignments or homework assignments, so most of the grade was dependent on tests that were all free response and very difficult.
This course was very different than the other 402 sections and harder
I would completely change the way the lectures are structured. They are currently centered around powerpoints which provide no help when studying for the tests. There are blanks to fill in but Professor Jonelis moves far too fast to be able to fill them in and understand the concepts. I would spend less time trying to fly through the slides and more time explaining the equations and then working through examples on the board.
I didn't feel like I was adequately prepared to jump into the content and felt lost for the beginning of the semester. A slower pace and clearer demonstration of topics would be helpful. I was extremely disappointed to not have Jenny Minier as initially intended.
The grading scale, by making the overall course worth more points.
Nothing
The first exam was extremely hard, I felt the concepts were portrayed more complicated then they had to be sometimes.
I learned absolutely nothing in this class. HW was always over material that we never did. Exams were supposed to be like hw, but weren't. Textbook was no help. Never had any clue what was going on. This class caused me to never want to take economics again.
I would make the course more like how it is supposed to be. My section when compared with other sections was a lot more work/busy work.
One thing I would change about the course is the pace that we go in during class. It's really fast and hard to keep up with, especially since the slides are not filled out beforehand and there is also usually stuff that we need to write from the board. It's hard to keep up with both when we go so quickly.
The speed at which the professor moves. It doesn't hurt my learning, but sometimes its hard to follow along when im racing to copy the powerpoint slides.
Powerpoints should come filled in. It is hard to pay attention in lecture while frantically typing information from the lecture slides. I think the problem sets should be longer or given more frequently because I felt that I didn't get a chance to practice some of the content covered on the tests.
I would like the entire powerpoint slides to be uploaded to Canvas, not half filled in powerpoint slides.
I wouldn't change many. The only one would be to go a little slower on the slides although I know he goes fast for a good reason.
Slow down the content and talk more about real life examples
nothing
More examples in class (this happened in the second half, the first half was lacking in this regard, in my opinion).
the only thing i would change would be to spend a little bit more time on the topics on the first exam. I thought that exam was the hardest and i feel like we could have spent a little bit longer for each chapter.
Same as above.
None.

### Instructor Specific Questions

1. The instructor Andrew Jonelis was prepared for class.

Options	Score	Count	Percentage
Strongly Disagree	1	1	4.2%
Agree	4	9	37.5%
Strongly Agree	5	14	58.3%

2. The instructor Andrew Jonelis presented material clearly.

Options	Score	Count	Percentage
Strongly Disagree	1	2	8.3%
Disagree	2	4	16.7%
Neither Disagree or Agree	3	3	12.5%
Agree	4	8	33.3%
Strongly Agree	5	7	29.2%

3. The instructor Andrew Jonelis responded to questions in a manner that aided my understanding of the material.

Options	Score	Count	Percentage
Strongly Disagree	1	2	8.3%
Disagree	2	4	16.7%
Neither Disagree or Agree	3	2	8.3%
Agree	4	8	33.3%
Strongly Agree	5	8	33.3%

4. The instructor Andrew Jonelis provided material at an appropriate pace.

Options	Score	Count	Percentage
Strongly Disagree	1	3	12.5%
Disagree	2	5	20.8%
Neither Disagree or Agree	3	2	8.3%
Agree	4	7	29.2%
Strongly Agree	5	7	29.2%

5. The instructor Andrew Jonelis treated students with respect.

Options	Score	Count	Percentage
Strongly Disagree	1	1	4.2%
Disagree	2	2	8.3%
Neither Disagree or Agree	3	10	41.7%
Agree	4	3	12.5%
Strongly Agree	5	8	33.3%

6. The instructor Andrew Jonelis asked questions that stimulated deep consideration of the course content.

Options	Score	Count	Percentage
Strongly Disagree	1	2	8.3%
Disagree	2	2	8.3%
Neither Disagree or Agree	3	1	4.2%
Agree	4	11	45.8%
Strongly Agree	5	8	33.3%

7. AndrewJonelis provided quality teaching.

Options	Score	Count	Percentage
Strongly Disagree	1	2	8.3%
Disagree	2	3	12.5%
Neither Disagree or Agree	3	3	12.5%
Agree	4	8	33.3%
Strongly Agree	5	8	33.3%

Instructor Specific Questions (continued)

Question	Course			Department (B&E Economics)			College (Business & Economics)		
	Mean	Response Count	Standard Deviation	Mean	Response Count	Standard Deviation	Mean	Response Count	Standard Deviation
The instructor Andrew Jonelis was prepared for class.	4.5	24	0.9	4.5	1322	0.9	4.5	5224	0.8
The instructor Andrew Jonelis presented material clearly.	3.6	24	1.3	4.2	1324	1.1	4.2	5229	1.1
The instructor Andrew Jonelis responded to questions in a manner that aided my understanding of the material.	3.7	24	1.3	4.3	1324	1.1	4.3	5211	1.0
The instructor Andrew Jonelis provided material at an appropriate pace.	3.4	24	1.4	4.3	1325	1.0	4.3	5231	1.0
The instructor Andrew Jonelis treated students with respect.	3.6	24	1.2	4.6	1325	0.8	4.5	5226	0.8
The instructor Andrew Jonelis asked questions that stimulated deep consideration of the course content.	3.9	24	1.2	4.2	1318	1.0	4.2	5199	1.0
AndrewJonelis provided quality teaching.	3.7	24	1.3	4.3	1320	1.1	4.2	5217	1.1

Which aspects of the instructor AndrewJonelis were most helpful? Why?

#### Comments

He is a professor that really cares about the material we are learning and wants us to cultivate deeper critical thinking skills in regards to economic topics, which I really appreciate. He scheduled meeting times outside of class on his own time to help us review for tests. He also made sure the grades for the test had the appropriate normal distribution, encouraged us to ask questions during class, and was committed to giving us a challenge but beneficial learning experience. I also think its important to note that many people are not fans of his teaching style or his class because they expect an easy A, and Mr. Jonelis does not reward people who do not put effort into learning the material and participating in class. I think this is a positive thing because he pushes us to actually learn and apply the material.

Willingness to answer questions during lecture and offering office hours as a review for the exam have been the most helpful. I felt like I learned all of the information in those review sessions. Fair about grading.

He was extremely knowledgable, and forced students to ask questions. He answered all question perfectly in a way that was easy for students to understand.

He answered emails and provided additional exam reviews.

Thorough explanations and dedication to making sure students understand the material

He is super smart, but he has a very hard time understanding we are not as smart as he is, he was typically very condescending, and it made me scared to ask questions because when people asked questions they were always made to feel silly for asking.

His lectures, the text book, and the homework all followed one another making it very easy to do the homeworks and study for the exams. The homework was especially helpful, and it was never super hard. He creates the exams based on the homework which is very helpful for studying. Plus, when you're doing the homework, you're practically studying for the exam. You can't do bad in this class unless you just simply don't try.

Wants students to succeed and is willing to provide extra office hours before exams to help review

He was fair.

He had a thorough understanding of the content and it showed in the lectures. Going through the keys of the problem sets and exams was really useful and flexibility of office hours around exam times was crucial to my success in this course.

He is one of the smartest professors I've had while at UK

explains material well

Instructor Jonelis really knows his stuff. During the second half of the class he seemed to present the information a little more clearly, but that is my subjective opinion.

Andrew Jonelis is without a doubt the worst teacher I have had during my 4 years here at UK. Although he seems to be a smart person, he is not fit to be a teacher. During lecture, he goes way to fast through the material presenting it in a way making it seem like he's in a race. He lectures not to teach his students the material but to show everyone how smart he is. He does a very poor job of answering questions and continues to proceed through material even though the majority of the class doesn't understand what he is covering. He only cares about himself and his ego. He cares more about his hair than he does his students.

He is clearly very intelligent and knowledgeable about macro/its applications/current events, which makes class more interesting and the material easy to learn. He is always easy to reach/available and willing to put in time/effort if students are. The first week, he made sure to learn names/facts about students, which 1. was awesome and 2. made the classroom more comfortable and made him more approachable.

Which aspects of the instructor AndrewJonelis would you change? How and Why?

#### Comments

I think the pace of the class is very fast, and it was very hard for me to take notes during class. I know the lecture slides on canvas are not fully complete in order to encourage people to come to class, but it was hard for me to study what we went over in class because I didn't have access to the information outside of class, and I wasn't given time to obtain it during class. Also, I think that Mr. Jonelis can work on being more approachable to his students. It took me a very long time to feel comfortable asking questions in class and approaching him. I want to reach out to him as a mentor because I believe he is very knowledgable and would be a good connection, but I don't feel comfortable doing so. Also sometimes in our homework assignments, problems would be present that i had no idea how to answer and that our book didn't really address.

### Comments

He is very intimidating and does not have a friendly manner. He does not seem like he wants to help students. He moved through the material too fast. He said that people that ask questions in class will do well, but a lot of students don't know what kinds of questions to ask... how can you ask questions if you don't know what is going on? and if we didn't ask questions, this lowered our grade. He posted the powerpoint notes on canvas, but removed a lot of the words on purpose, which is very unhelpful when I tried to study the material. This course is very difficult and I think someone with more experience should be teaching it. I think it is unfair that the professor who was supposed to teach it got changed over the summer. The class has very few points. Each exam is worth 25 points and homework grades are only 1 point and they take hours to do. Opportunities for extra credit should be offered for this difficult course. More practice problems should be given out

Professor Jonelis is very smart but does not know how to explain material to his students. He often makes students who answer the question incorrectly feel dumb. He also flies through the material to make sure he fits it all into the class time rather than focusing on whether or not students understand.

Condescends to students, puts students on the spot with questions they don't know how to answer. It felt like he learned everyone's names just so he could call us out to shame us individually rather than as a means to get to know his students. He took up a lot of the initial class time to learn our names and then sped through content in order to keep in time with the first exam. Course has so few points it leaves no room for error despite how challenging it is.

I think that teachers should genuinely like to teach and that requiring grad students who are otherwise interested in other things to teach does not create a fair learning environment for students. If Andrew Jonelis does not like teaching he should not be required to, or should teach less advanced material so that students are better able to learn it on their own.

Could work on teaching methods, the way the class is taught is too fast for many students, and the powerpoints posted online are the incomplete versions. I feel that I would have learned better if i was given more time to take my own notes and given the ability to recap from online, even if the incomplete powerpoints were uploaded first and then complete ones later after the lecture.

Sometimes he was too knowledgeable and expected all students to learn much quicker than possible. There was a lott of material in the class and I think with less material we would have a higher quality of knowledge from the course.

–went way too fast over course material. I know it is a lot, but it needed to be condensed. Certain things were more important than others and choices needed to be made. I was overwhelmed with material, given poor definitions, poor explanations.

–please write examples more clearly on the board. Keep work organized. Could never follow what you were trying to show. Provide more examples similar to what you would like us to understand.

–Questions were never fully explain. I was never satisfied with your answer.

Needs to realize he is teaching, not discussing topics with people of his level. His teaching style did not fit me well. I am already not super confident, and he made that worse.

Just the speed at which he present some of the material. Sometimes it was hard to copy everything down. BUT all in all, he is one of the best economics professors I have had. He presents the material very well, and tells you exactly what you need to know for the exams.

Comes off as condescending and pretentious at times..it seems like he is trying to prove how intelligent he is during lectures

I felt that he talked down to students to show that he was smarter than they were.

None, I believe he taught the class appropriately.

Needs to teach at more of an undergraduate level

Again, the second half of the class Instructor Jonelis seemed much more engaged and presented the information clearly. Overall, I enjoyed the class and would take a class taught by him in the future.

Fire him. He is a smart man but a pathetic teacher who doesn't care about anyone but himself. I enjoy Economics, which is why I am a economic major. I am very upset and disappointed that the University would let such a poor quality person teach such an important course such as this one.

Though he got better at it throughout the semester, I think it's helpful to directly define variables used in the equations of each chapter, since the book isn't always clear.



Raters	Students
Responded	34
Invited	37
Response Ratio	91.9%

Question	Course			Department (B&E Economics)			College (Business & Economics)		
	Mean	Response Count	Standard Deviation	Mean	Response Count	Standard Deviation	Mean	Response Count	Standard Deviation
My classification is	2.4	34	0.7	2.5	1223	1.2	3.2	5400	1.2

Options	Score	Count	Percentage
Freshman	1	2	5.9%
Sophomore	2	19	55.9%
Junior	3	11	32.4%
Senior	4	2	5.9%
Graduate	5	0	0.0%
Professional	6	0	0.0%
Other	7	0	0.0%
Choose not to rate	NRP	0	0.0%

## Reason(s) for taking course

Options	Count	Percentage
is a required course	32	88.9%
is an elective	0	0.0%
covers a topic I am interested in	4	11.1%
Choose not to rate	0	0.0%
Respondent(s)	34	

Question	Course			Department (B&E Economics)			College (Business & Economics)		
	Mean	Response Count	Standard Deviation	Mean	Response Count	Standard Deviation	Mean	Response Count	Standard Deviation
My expected grade in this course	6.5	34	0.5	6.2	1202	0.9	6.3	5327	0.9

http

=2&amp;UID=f

Options	Score	Count	Percentage
Pass or audit	1	0	0.0%
I	2	0	0.0%
E/Fail	3	0	0.0%
D	4	0	0.0%
C	5	0	0.0%
B	6	17	50.0%
A	7	17	50.0%
Choose not to rate	NRP	0	0.0%

Question	Course			Department (B&E Economics)			College (Business & Economics)		
	Mean	Response Count	Standard Deviation	Mean	Response Count	Standard Deviation	Mean	Response Count	Standard Deviation
Hours per week spent on the course (excluding class time)	3.1	34	1.3	2.8	1208	1.2	2.8	5360	1.3
Question	Score	Count	Percentage	Mean	Response Count	Standard Deviation	Mean	Response Count	Standard Deviation
Options									
1 hour or less	1	4	11.8%						
2 hours	2	7	20.6%						
3 hours	3	9	26.5%						
4 - 5 hours	4	10	29.4%						
6 - 7 hours	5	3	8.8%						
8 hours or more	6	1	2.9%						
Choose not to rate	NRP	0	0.0%						

## Overall Course Score

Question	Course			Department (B&E Economics)			College (Business & Economics)		
	Mean	Response Count	Standard Deviation	Mean	Response Count	Standard Deviation	Mean	Response Count	Standard Deviation
I consider the course ECO391-006-2018030 - ECON & BUS STATISTICS to be a quality course.	4.4	33	0.7	4.1	1217	1.1	4.1	5386	1.1

Options	Score	Count	Percentage
Strongly Disagree	1	0	0.0%
Disagree	2	0	0.0%
Neither Disagree or Agree	3	3	9.1%
Agree	4	13	39.4%
Strongly Agree	5	17	51.5%

## Course Specific Questions

Question	Course			Department (B&E Economics)			College (Business & Economics)		
	Mean	Response Count	Standard Deviation	Mean	Response Count	Standard Deviation	Mean	Response Count	Standard Deviation
The course was well organized	4.4	34	0.8	4.2	1218	1.0	4.2	5390	1.0
Class meetings contributed to my learning of the course content.	4.5	34	0.6	4.1	1202	1.1	4.0	5307	1.2
Grading in the course was fair.	4.5	34	0.7	4.2	1216	1.0	4.3	5378	0.9
Assessments (e.g., tests, quizzes, papers, homework, projects) reflected course material.	4.5	34	0.7	4.3	1216	0.9	4.3	5373	0.9
I understand how the final grade will be calculated in the course.	4.5	34	0.5	4.3	1219	0.9	4.4	5385	0.8

1. The course was well organized

Options	Score	Count	Percentage
Disagree	2	1	2.9%
Neither Disagree or Agree	3	4	11.8%
Agree	4	11	32.4%
Strongly Agree	5	18	52.9%

2. Class meetings contributed to my learning of the course content.

Options	Score	Count	Percentage
Neither Disagree or Agree	3	2	5.9%
Agree	4	14	41.2%
Strongly Agree	5	18	52.9%

3. Grading in the course was fair.

Options	Score	Count	Percentage
Neither Disagree or Agree	3	3	8.8%
Agree	4	11	32.4%
Strongly Agree	5	20	58.8%

4. Assessments (e.g., tests, quizzes, papers, homework, projects) reflected course material.

Options	Score	Count	Percentage
Disagree	2	1	2.9%
Neither Disagree or Agree	3	1	2.9%
Agree	4	11	32.4%
Strongly Agree	5	21	61.8%

5. I understand how the final grade will be calculated in the course.

Options	Score	Count	Percentage
Agree	4	16	47.1%
Strongly Agree	5	18	52.9%

Which aspects of the course were most helpful? Why?

Comments
I like how he put us in groups
Weekly in class activities solving problems in groups. Ensured we knew the material before moving on.
Learning about different statistical functions which will be extremely helpful in the real world when trying to see how something affects something else.
The group work and activities
I found the groupwork the most helpful and the inclass group assignments helpful. I learned more from that than lectures
What was helpful about the course was how that Professor Jonelis provide lecture notes that went over relevant topics and simplified the text to bite sized pieces so that it would be easy to understand.
The in class activities
everything
The teacher was awesome
Comments
It was well organized and the lectures were involving
practice questions help me understand the course material
The lecture notes were very detailed and helpful in studying for the exam. I really enjoyed the group project. The subject was relevant to the course and the timeline was great. The professor took time to put us in groups that would work well together. By far the best group pairing. The In Class Exercises were very helpful in understanding and applying the material we were learning.
In class assignments
The "Pop Quiz" was easily the most helpful thing within the course.
Having class meetings and discussions. I think the reviews and packets are also helpful.
Andrew Jonelis was the most helpful instructor for any course I have ever taken at the university.
Doing the group projects really helped me understand the material a lot better because it makes us go out and do the work ourselves.
I think that the course material is important to my higher education, and I think he taught all of the material well.
I really liked the teacher and how much worked he put into the class. I thought the class was really organized, and I really like working in groups for class assignments. My group members helped me understand the material and we got along really well.
the lecture note handouts and group in class excercises
Lecture notes were provided. Andrew did a great job explaining information. One of my favorite teachers i have had here at UK. Relates well to students.
Attending the lectures were helpful, the in-class assignments and groupwork helped aid my learning.
The group project was a good way to practice the skills we were taught.
in class examples and group work. learned the material better this way
Practice Problems and Review Sessions because they provided extra opportunity to learn the material before exams.
The lecture packets because we had all the info we needed for the whole semester in hard copies

Which aspects of the course would you change? How and Why?

Comments
More oppurtunities to better our grades besides tests/project
N/A
We only learned how to calculate in Excel. It would've been nice to learn about Gretl, which is another helpful software. We should learn how to use all of our resources to help in our careers.
A outline for the PowerPoint presentation
I would provide a bit more homework to actually get me to work on problems at home. I probably would have performed better on the exams if I had done more at home studying.
N/A
nothing because it was great
nothing
Nothing, I thought it was perfect
I wouldn't change anything
I don't think a group project is necessary for this course
Sometimes the lecture notes could be confusing because they were really advanced in describing the material. Instead of getting straight to the point, there was a lot of fluff.
The notes were a bit confusing to understand. I believe simplifying the language will help more students understand the process of hypothesis tests, equations, etc.
Would have loved more extra practice with solutions to work on information I was struggling with.
I wish the group project was our final instead of taking a final because we put so much time and effort into it and it includes everything that we had learned from the course.
none
I would have liked to do more practice questions that were more like the test to help me get a better understanding.
I didn't like the multiple choice questions on the test. I didn't understand them and I don't like how they were worth five points each. I thought the class assignments made the short answer part of the test easier.
more applied to business
The group project could of been shorter. Took up a good chunk of the semester.
I would maybe place less emphasis on talking about the course material to actually going over it and working on more practice problems together since I find the material easier to absorb when having done it myself.
N/A
add more visuals to the lecture notes. I think this will help me understand the material better
The lecture portion had a tendency to be a little vague and fully understand the lecture notes.
More practice problems to insure understanding of material. Less excel
Non

## Overall Instructor Score

Question	Course			Department (B&E Economics)			College (Business & Economics)		
	Mean	Response Count	Standard Deviation	Mean	Response Count	Standard Deviation	Mean	Response Count	Standard Deviation
The instructor Andrew Jonelis provided quality teaching.	4.5	34	0.6	4.2	1211	1.1	4.2	5537	1.1

Options	Score	Count	Percentage
Strongly Disagree	1	0	0.0%
Disagree	2	0	0.0%
Neither Disagree or Agree	3	1	2.9%
Agree	4	14	41.2%
Strongly Agree	5	19	55.9%

## Instructor Specific Questions

Question	Course			Department (B&E Economics)			College (Business & Economics)		
	Mean	Response Count	Standard Deviation	Mean	Response Count	Standard Deviation	Mean	Response Count	Standard Deviation
The instructor Andrew Jonelis was prepared for class.	4.9	34	0.4	4.4	1209	0.9	4.4	5541	0.8
The instructor Andrew Jonelis presented material clearly.	4.4	34	0.8	4.1	1209	1.2	4.2	5545	1.1
The instructor Andrew Jonelis responded to questions in a manner that aided my understanding of the material.	4.4	34	0.6	4.2	1206	1.1	4.3	5529	1.0
The instructor Andrew Jonelis provided material at an appropriate pace.	4.5	34	0.7	4.3	1214	1.0	4.2	5554	1.0
The instructor Andrew Jonelis treated students with respect.	4.7	34	0.5	4.6	1212	0.7	4.5	5553	0.8
The instructor Andrew Jonelis asked questions that stimulated deep consideration of the course content.	4.5	34	0.7	4.2	1207	1.1	4.2	5524	1.1

1. The instructor Andrew Jonelis was prepared for class.

Options	Score	Count	Percentage
Agree	4	5	14.7%
Strongly Agree	5	29	85.3%

2. The instructor Andrew Jonelis presented material clearly.

Options	Score	Count	Percentage
Disagree	2	1	2.9%
Neither Disagree or Agree	3	3	8.8%
Agree	4	12	35.3%
Strongly Agree	5	18	52.9%

3. The instructor Andrew Jonelis responded to questions in a manner that aided my understanding of the material.

Options	Score	Count	Percentage
Neither Disagree or Agree	3	2	5.9%
Agree	4	15	44.1%
Strongly Agree	5	17	50.0%

4. The instructor Andrew Jonelis provided material at an appropriate pace.

Options	Score	Count	Percentage
Disagree	2	1	2.9%
Neither Disagree or Agree	3	1	2.9%
Agree	4	11	32.4%
Strongly Agree	5	21	61.8%

5. The instructor Andrew Jonelis treated students with respect.

Options	Score	Count	Percentage
Agree	4	10	29.4%
Strongly Agree	5	24	70.6%

6. The instructor Andrew Jonelis asked questions that stimulated deep consideration of the course content.

Options	Score	Count	Percentage
Neither Disagree or Agree	3	4	11.8%
Agree	4	10	29.4%
Strongly Agree	5	20	58.8%

Which aspects of the instructor Andrew Jonelis were most helpful? Why?

Comments
Great teacher, he will go far
Knew the material well, was very prepared for class and was able to answer questions in a timely manner.
He is very smart. Knows what he is talking about, therefore, can easily clarify something that might be confusing.
Easy to talk to
I found the lectures helpful, sometimes the clarity of the material was an issue, I just have difficulty in understanding this subject and didn't really know what questions to ask.
What was helpful was how that Professor Jonelis was that he wanted to make sure that we understood the topic that was being discussed and provided lectures that were very helpful.
His activities he made us do
everything
He is very knowledgeable and was able to help with any questions I had
His teaching style and how professional he came off
he makes sure his students do well in the class and are always understanding the material
He is a very good professor and was always willing to help and answer questions. He is very knowledgeable about the course as well. His feedback and suggestions on the group project were very helpful.
His ability to answer questions one on one was very helpful in me understanding the material. Also, making us sit with our group members in class made a huge difference in my learning.
He did dive into the material deep.
He is also available and willing to answer questions or meet with students. He also relates well to the students.
He explained things in depth, but with simplified logic, making difficult concepts seem relatively effortless to understand.
He knew what he was talking about and knew how to connect with students
He likes to interact a lot with the students which helps everyone in the class understand the class material better.
I really like his relationship with students. At first I thought he was really intimidating and with groups he moved me to the front row which scared me. However, I really respect his outlook on education and his love for students. I remember he created a pop quiz in class and made the question about law school because a girl in our class told him she wanted to go to law school. I bragged about him a lot to my friends and told my residents to sign up for his class if he teaches it again.
Really knew his stuff and liked to explain things to students
Relates very well to students
I liked how he had the lecture notes printed out for us, I like having all the material out in front of me instead of having to scramble to copy notes down.
Didn't try to hard to stress students with loads of work. Understood the college plight.
very friendly and easy to connect with
Provided enough examples.
Very transparent and approachable.



Which aspects of the instructor AndrewJonelis would you change? How and Why?

Comments
Not sure
Not go so fast.
Give bigger curves
I would provide more problem work with each part of the lecture.
N/A
Nothing
nothing
Nothing, I thought he was great
His intimidating personality
i don't think groups should be forced or forced to sit together the whole year
Sometimes his explanation of topics could be advanced and hard to understand.
Put students into groups on day one.
The pace was too fast. It seemed like we would fly through material without really getting a good understanding of it.
I don't think I would change much.
I would change that I cant take another course with him.
The only thing is to slow down a bit because there were some times where it seemed he flew through material and I didn't catch what he was trying to say.
The only thing I would change is the set up of the group project. I think that there wasn't a lot of guidance for the group project. He provided time for questions, but it was hard to ask questions when we were not sure what we were doing in the first place. Also I feel like he didn't provide enough feedback throughout the process of the group project in order for us to fix it before the final deadline.
There were times in the semester where someone would answer a question, but he would push them to find the better answer. This made me really nervous to answer questions. Overall, I really like his teaching style and how helpful he was this semester. I wish I went to office hours more.
He is too smart and i think if he dumbed things down a little that more students would understand it better.
Place more emphasis on practice questions, instead of having only one or two questions at the end of each lecture note packet maybe put more in, I found the practice questions more helpful than the lecture notes sometimes.
N/A
none
The lecture notes because they didn't always match the lecture itself which made understanding a little more difficult.
If the class is silent we don't know the answer or at best we'd be guessing. That is a sign we need it explained to us again.
None

Raters	Students
Responded	33
Invited	34
Response Ratio	97.1%

Question	Course			Department (B&E Economics)			College (Business & Economics)		
	Mean	Response Count	Standard Deviation	Mean	Response Count	Standard Deviation	Mean	Response Count	Standard Deviation
My classification is	2.5	33	0.6	2.5	1223	1.2	3.2	5400	1.2

Options	Score	Count	Percentage
Freshman	1	1	3.0%
Sophomore	2	16	48.5%
Junior	3	16	48.5%
Senior	4	0	0.0%
Graduate	5	0	0.0%
Professional	6	0	0.0%
Other	7	0	0.0%
Choose not to rate	NRP	0	0.0%

## Reason(s) for taking course

Options	Count	Percentage
is a required course	32	84.2%
is an elective	0	0.0%
covers a topic I am interested in	6	15.8%
Choose not to rate	0	0.0%
Respondent(s)	33	

Question	Course			Department (B&E Economics)			College (Business & Economics)		
	Mean	Response Count	Standard Deviation	Mean	Response Count	Standard Deviation	Mean	Response Count	Standard Deviation
My expected grade in this course	6.5	33	0.5	6.2	1202	0.9	6.3	5327	0.9

http

e=2&amp;UID=

Options	Score	Count	Percentage
Pass or audit	1	0	0.0%
I	2	0	0.0%
E/Fail	3	0	0.0%
D	4	0	0.0%
C	5	0	0.0%
B	6	17	51.5%
A	7	16	48.5%
Choose not to rate	NRP	0	0.0%

Question	Course			Department (B&E Economics)			College (Business & Economics)		
	Mean	Response Count	Standard Deviation	Mean	Response Count	Standard Deviation	Mean	Response Count	Standard Deviation
Hours per week spent on the course (excluding class time)	2.4	33	1.0	2.8	1208	1.2	2.8	5360	1.3
Question	Score	Count	Percentage	Mean	Response Count	Standard Deviation	Mean	Response Count	Standard Deviation
Options									
1 hour or less	1	7	21.2%						
2 hours	2	13	39.4%						
3 hours	3	7	21.2%						
4 - 5 hours	4	6	18.2%						
6 - 7 hours	5	0	0.0%						
8 hours or more	6	0	0.0%						
Choose not to rate	NRP	0	0.0%						

## Overall Course Score

Question	Course			Department (B&E Economics)			College (Business & Economics)		
	Mean	Response Count	Standard Deviation	Mean	Response Count	Standard Deviation	Mean	Response Count	Standard Deviation
I consider the course ECO391-007-2018030 - ECON & BUS STATISTICS to be a quality course.	4.5	33	0.9	4.1	1217	1.1	4.1	5386	1.1

Options	Score	Count	Percentage
Strongly Disagree	1	1	3.0%
Disagree	2	1	3.0%
Neither Disagree or Agree	3	0	0.0%
Agree	4	10	30.3%
Strongly Agree	5	21	63.6%

## Course Specific Questions

Question	Course			Department (B&E Economics)			College (Business & Economics)		
	Mean	Response Count	Standard Deviation	Mean	Response Count	Standard Deviation	Mean	Response Count	Standard Deviation
The course was well organized	4.6	33	0.8	4.2	1218	1.0	4.2	5390	1.0
Class meetings contributed to my learning of the course content.	4.5	33	0.8	4.1	1202	1.1	4.0	5307	1.2
Grading in the course was fair.	4.5	33	0.8	4.2	1216	1.0	4.3	5378	0.9
Assessments (e.g., tests, quizzes, papers, homework, projects) reflected course material.	4.5	32	0.8	4.3	1216	0.9	4.3	5373	0.9
I understand how the final grade will be calculated in the course.	4.4	33	0.9	4.3	1219	0.9	4.4	5385	0.8

1. The course was well organized

Options	Score	Count	Percentage
Strongly Disagree	1	1	3.0%
Agree	4	10	30.3%
Strongly Agree	5	22	66.7%

3. Grading in the course was fair.

Options	Score	Count	Percentage
Strongly Disagree	1	1	3.0%
Neither Disagree or Agree	3	1	3.0%
Agree	4	12	36.4%
Strongly Agree	5	19	57.6%

5. I understand how the final grade will be calculated in the course.

Options	Score	Count	Percentage
Strongly Disagree	1	1	3.0%
Disagree	2	1	3.0%
Neither Disagree or Agree	3	1	3.0%
Agree	4	10	30.3%
Strongly Agree	5	20	60.6%

2. Class meetings contributed to my learning of the course content.

Options	Score	Count	Percentage
Strongly Disagree	1	1	3.0%
Neither Disagree or Agree	3	1	3.0%
Agree	4	11	33.3%
Strongly Agree	5	20	60.6%

4. Assessments (e.g., tests, quizzes, papers, homework, projects) reflected course material.

Options	Score	Count	Percentage
Strongly Disagree	1	1	3.0%
Agree	4	11	33.3%
Strongly Agree	5	20	60.6%
Choose not to rate	NRP	1	3.0%

Which aspects of the course were most helpful? Why?

Comments
The lecture notes
The in class work assignments
The instructor and the design of the lectures provided an ease of learning
the professor taught stats better than my stats teacher
Guided lecture notes
We practiced in class, both with our professor and on our own, skills and problems that would be like the ones on exams. He is also always open to questions and walks around while we do group work to answer questions. He guides us along in our final projects and makes sure we know important dates well in advance.
note packets
Andre Jonelis was a very helpful and nice teacher. He was always encouraging us to go to his office hours if we had questions about lecture.
Comments
Access to office hours
I liked when he had us try examples on our own and then would walk us through them as a class.
I liked the class time we got to work on our group projects.
Teacher explained the material perfectly. Used the perfect amount of group and individual work.
a lot of in class exercises to boost my understanding of the content
The in-class exercises and group work
The lecture notes were what I found most helpful in this course because had multiple examples to work out and learn by doing so.
Comparisons to sta 296
Real world application
In class aspect
The in class lectures
the lecture notes that were given to us
How it is applicable to real life
It was cool getting to apply everything we learned in the form of the group project. We also learned how to practically use excel to run data analyses. It felt like it would be a very useful course.
In class assignments, the exams directly reflected the activities.
The in-class exercises were by far the most helpful.

Which aspects of the course would you change? How and Why?

Comments
N/a
n/a
Study guides given/ more practice problems
N/A
none
I would not make this a mandatory class for all business majors. I am a business management major and have no interest in Econ or business statistics, and therefore wish I could take a more beneficial class towards my career aspirations
More time spent on understanding concepts and connecting them to math.
I understand the value of group projects. However, this was easily the most painful group project experience I have ever had in my entire life. I don't know if it was the fact that my group was all male, or if I just lucked out with the worst people in the class. That being said, I'm not sure how this problem could be fixed because I'm not entirely certain how these groups were determined in the first place. Was it random? Was it by test scores? Was it punishment for me stealing Hannah Perry's scrunchie in the second grade???? I guess I would have just liked to have been able to choose the people I worked with. The first week or so of class I sat next to people that showed me basic respect and who I could collaborate with on in class assignments. Being forced to sit with people that simultaneously treated me like I was stupid and expected me to do all the work was just a nightmare. Please just... change the grouping system I guess.
Comments
I would like to go over more homework style examples in class, rather than running through the notes
None.
None
More homework assignments
I wouldn't change any aspects of this course.
none
None
The notes they were slightly hard to follow
I would give slightly more homework. Although we complain a lot, weekly homework assignments that highlight the classwork are pretty beneficial to me.
the group work
the participation points because it is not fair
I would allow you to test out of the class. It is obviously helpful and good but I've taken higher level statistics and regression courses in my previous courses.
Everything in the course was good.
It might be a bit much to ask, but practice tests are my favorite way to study. Incorporating something like that for students like me in the future would help with their learning process. Otherwise, I'm completely satisfied.

## Overall Instructor Score

Question	Course			Department (B&E Economics)			College (Business & Economics)		
	Mean	Response Count	Standard Deviation	Mean	Response Count	Standard Deviation	Mean	Response Count	Standard Deviation
The instructor Andrew Jonelis provided quality teaching.	4.7	33	0.5	4.2	1211	1.1	4.2	5537	1.1

Options	Score	Count	Percentage
Strongly Disagree	1	0	0.0%
Disagree	2	0	0.0%
Neither Disagree or Agree	3	0	0.0%
Agree	4	9	27.3%
Strongly Agree	5	24	72.7%

## Instructor Specific Questions

Question	Course			Department (B&E Economics)			College (Business & Economics)		
	Mean	Response Count	Standard Deviation	Mean	Response Count	Standard Deviation	Mean	Response Count	Standard Deviation
The instructor Andrew Jonelis was prepared for class.	4.8	33	0.4	4.4	1209	0.9	4.4	5541	0.8
The instructor Andrew Jonelis presented material clearly.	4.5	33	0.9	4.1	1209	1.2	4.2	5545	1.1
The instructor Andrew Jonelis responded to questions in a manner that aided my understanding of the material.	4.7	32	0.5	4.2	1206	1.1	4.3	5529	1.0
The instructor Andrew Jonelis provided material at an appropriate pace.	4.7	33	0.6	4.3	1214	1.0	4.2	5554	1.0
The instructor Andrew Jonelis treated students with respect.	4.8	33	0.4	4.6	1212	0.7	4.5	5553	0.8
The instructor Andrew Jonelis asked questions that stimulated deep consideration of the course content.	4.6	33	0.6	4.2	1207	1.1	4.2	5524	1.1

1. The instructor Andrew Jonelis was prepared for class.

Options	Score	Count	Percentage
Agree	4	8	24.2%
Strongly Agree	5	25	75.8%

2. The instructor Andrew Jonelis presented material clearly.

Options	Score	Count	Percentage
Strongly Disagree	1	1	3.0%
Neither Disagree or Agree	3	2	6.1%
Agree	4	8	24.2%
Strongly Agree	5	22	66.7%

3. The instructor Andrew Jonelis responded to questions in a manner that aided my understanding of the material.

Options	Score	Count	Percentage
Agree	4	10	30.3%
Strongly Agree	5	22	66.7%
Choose not to rate	NRP	1	3.0%

4. The instructor Andrew Jonelis provided material at an appropriate pace.

Options	Score	Count	Percentage
Neither Disagree or Agree	3	2	6.1%
Agree	4	7	21.2%
Strongly Agree	5	24	72.7%

5. The instructor Andrew Jonelis treated students with respect.

Options	Score	Count	Percentage
Agree	4	6	18.2%
Strongly Agree	5	27	81.8%

6. The instructor Andrew Jonelis asked questions that stimulated deep consideration of the course content.

Options	Score	Count	Percentage
Neither Disagree or Agree	3	1	3.0%
Agree	4	11	33.3%
Strongly Agree	5	21	63.6%



Which aspects of the instructor Andrew Jonelis were most helpful? Why?

Comments
Answered questions in with a clear response
Explanation ability and knowledge
how he taught was very helpful
Walking around helping students during I'm class exercises
He did multiple exercises to ensure that every individual understood the material. He asked us questions and was always open to our questions. He made it seem like there is no reason you shouldn't get the grade you want because we have him as a resource for questions.
He was very clear when going over class notes
See previous page
Being available and open to questions
He asked us many questions and allowed us to be involved rather than listening to a long lecture.
Caring teacher that explained the material well and didn't drown students with unnecessary assignments.
very patient with us and made sure we understood the content well
His lecture notes and explanations
He was able to go through the lecture notes very thoroughly with many helpful examples to ensure everyone had a good understanding of the material being presented.
Relatable, explained himself well
All aspects. Great all around teacher. Made the class approachable and interesting. Was able to feel like it wasn't going to take over my whole life this semester, but knew I had things to get done. Great lectures and organization of class, never felt overwhelmed. Andrew did an amazing job this semester and an awesome job teaching.
Always had office hours if needed help
very accessible, explained things very clearly, gave great examples to explain coursework, no busy work
humor
his understanding of the material
HE was a great teacher and related to the students very well, i enjoyed the class
He would take his time and never have any problems going back and reviewing something a student hadn't gotten 100%. I think he was pretty patient in taking everyone's answers into consideration. He gave a lot of in class exercises and these were very helpful, along with good feedback on the steps working towards our group project.
Comments
He answered any questions very clearly and concise.
Professor Jonelis is pretty savvy when it comes to making a complicated equation look simple. Furthermore, he was thorough with explanations for students who had questions.

Which aspects of the instructor AndrewJonelis would you change? How and Why?

Comments
N/a
n/a
More problems given to students for practice
N/A
None
Nothing. Good teacher, just didn't like the class
Ability to explain concepts
I would like more review and examples of problems and questions that would appear on an exam
None
none
nothing
I wouldn't change any aspects of Mr. Jonelis' teaching.
Office hours
None
No complaints really
didnt understand participation grades
NA
nothing
how he grades participation points because its a little skeptital
I don't think he liked me, but he was still mostly pretty fair.
Nothing.
I don't think there's anything I would change about the instructor. Overall his class was a great experience and I'm better off for taking it.